



Sound Space Silent Disco

Visual Story

**BRISBANE
POWERHOUSE**



What is a Visual Story?

Visual stories are written in an easy read format and use pictures to provide greater accessibility for everyone.

This Visual Story has been developed in collaboration with Autism Spectrum Australia.

Visual stories are used to prepare people for a new environment or situation. Visual stories help me to become more familiar with a situation or event, and know what to expect before I attend.

Being prepared and knowing what to expect can help to reduce my anxiety and stress.

Acknowledgement of Country

We acknowledge that we are on the banks of the Maiwar, located on Yuggera and Turrbal Country.

The Yuggera and Turrbal people have been taking care of this beautiful spot for thousands and thousands and thousands of years.

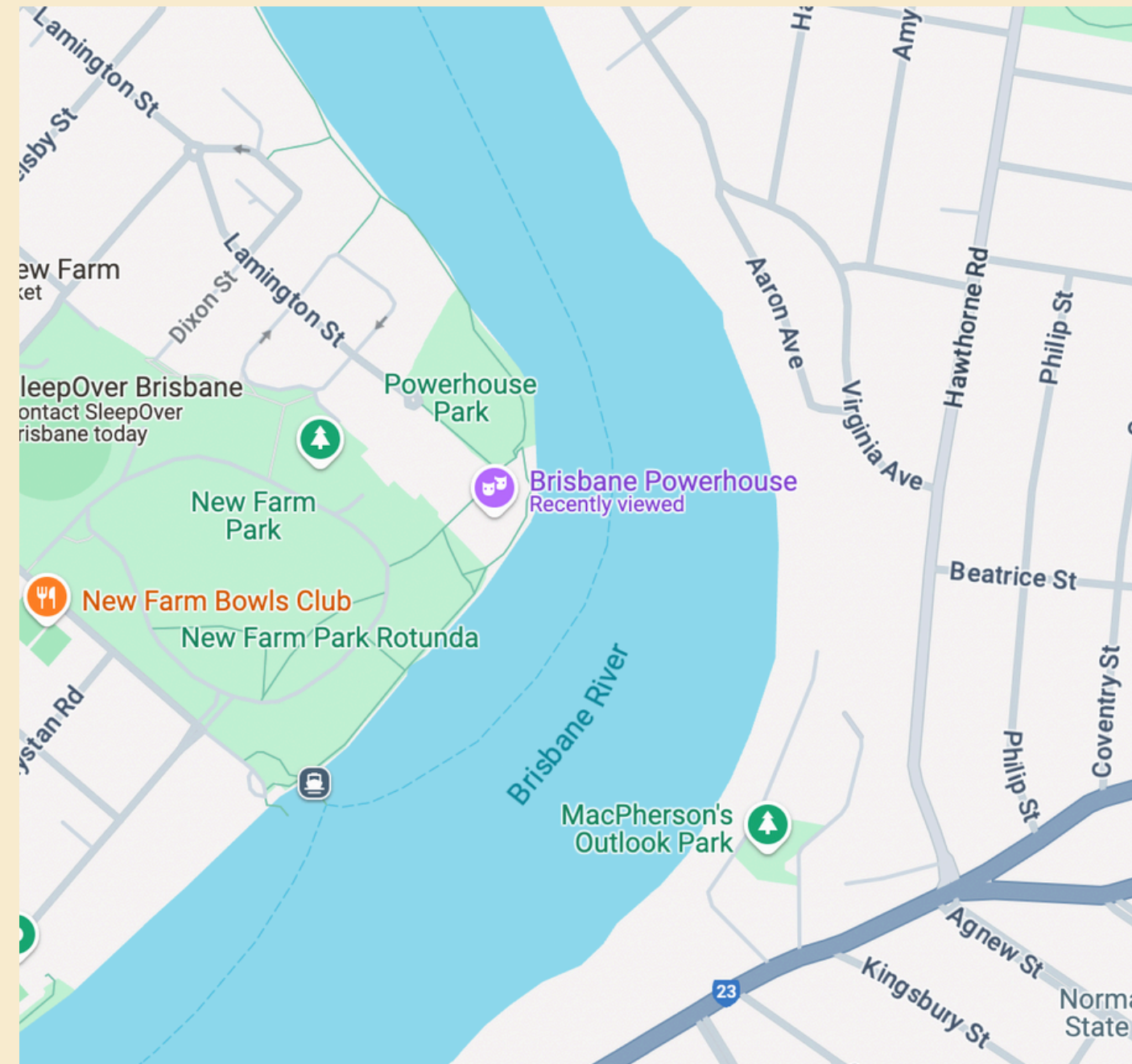
It's been a place to gather, share stories, dance, celebrate, and meet new people, and we are so grateful to welcome you so that we can come together in this space and do that too.

Where is Brisbane Powerhouse

Brisbane Powerhouse is at 119 Lamington Street, New Farm.
See Google Maps.



The outside of the building looks like this



Getting There

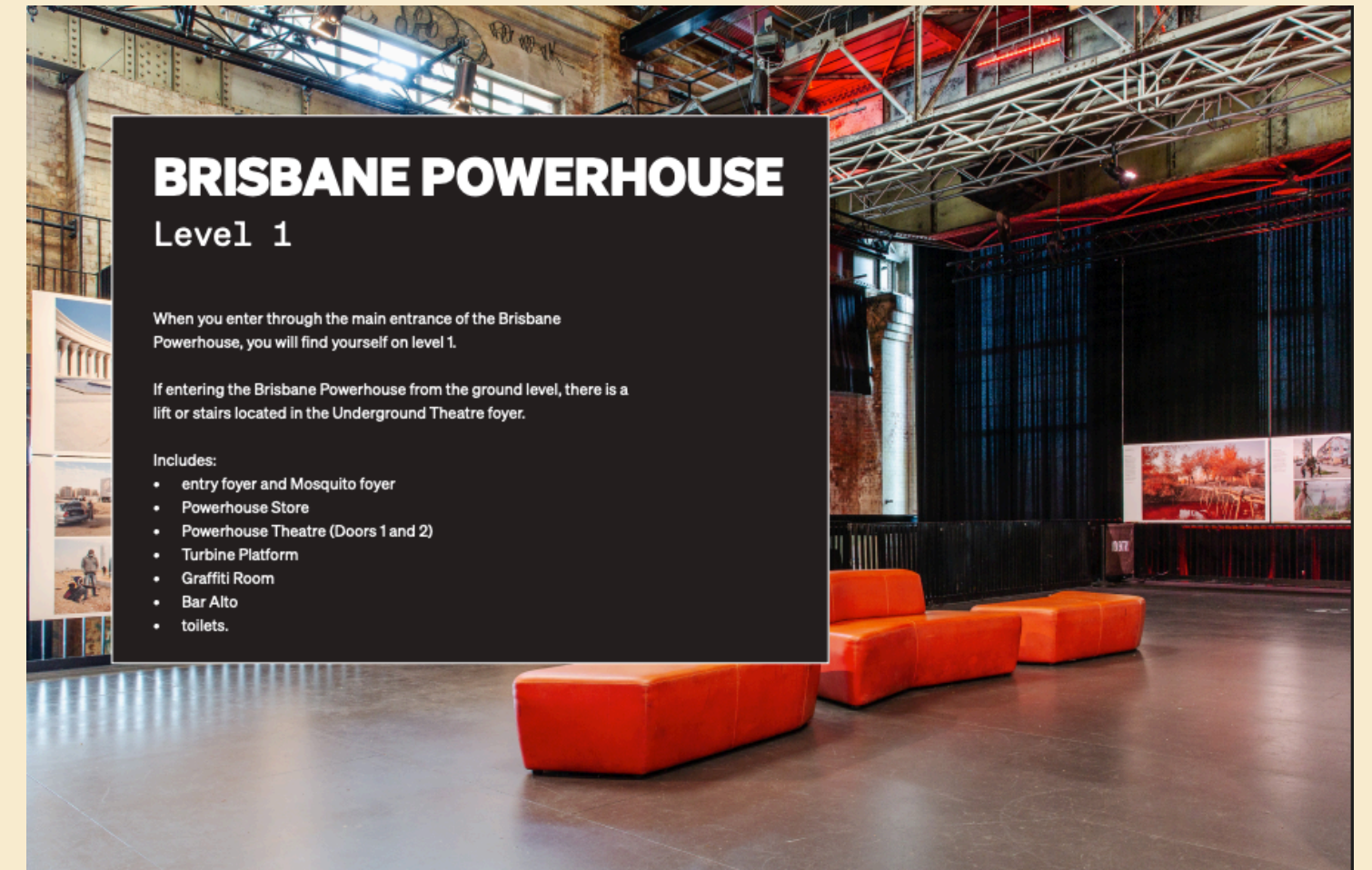


By Car:

- There are six accessible parking bays in the Brisbane Powerhouse carpark (Lamington Street entrance), 65 metres from the main entrance to Brisbane Powerhouse.
- There is a lift and stairs from the carpark

148 general parking spaces at Brisbane Powerhouse carpark,

- I can use the drop off zone at the roundabout at Lamington Street. It is located before the entry into Brisbane Powerhouse carpark.
- There are bench seats with back and armrests near the Brisbane Powerhouse carpark.



Getting There



By Ferry:

- I can catch a ferry from Brisbane City, South Bank, West End, or St Lucia.
- Ferries run every 15–30 minutes.
- The closest ferry stop is New Farm Park Ferry Terminal, about a 200–metre walk from Brisbane Powerhouse.



By Bus

- The nearest bus stop is at Brunswick Street and Oxlade Drive, 480 metres from the venue.
- I can take bus 195, 196, or 199 to get here.
- For the latest schedules, I can check [TransLink](#).

When I arrive

BRISBANE POWERHOUSE

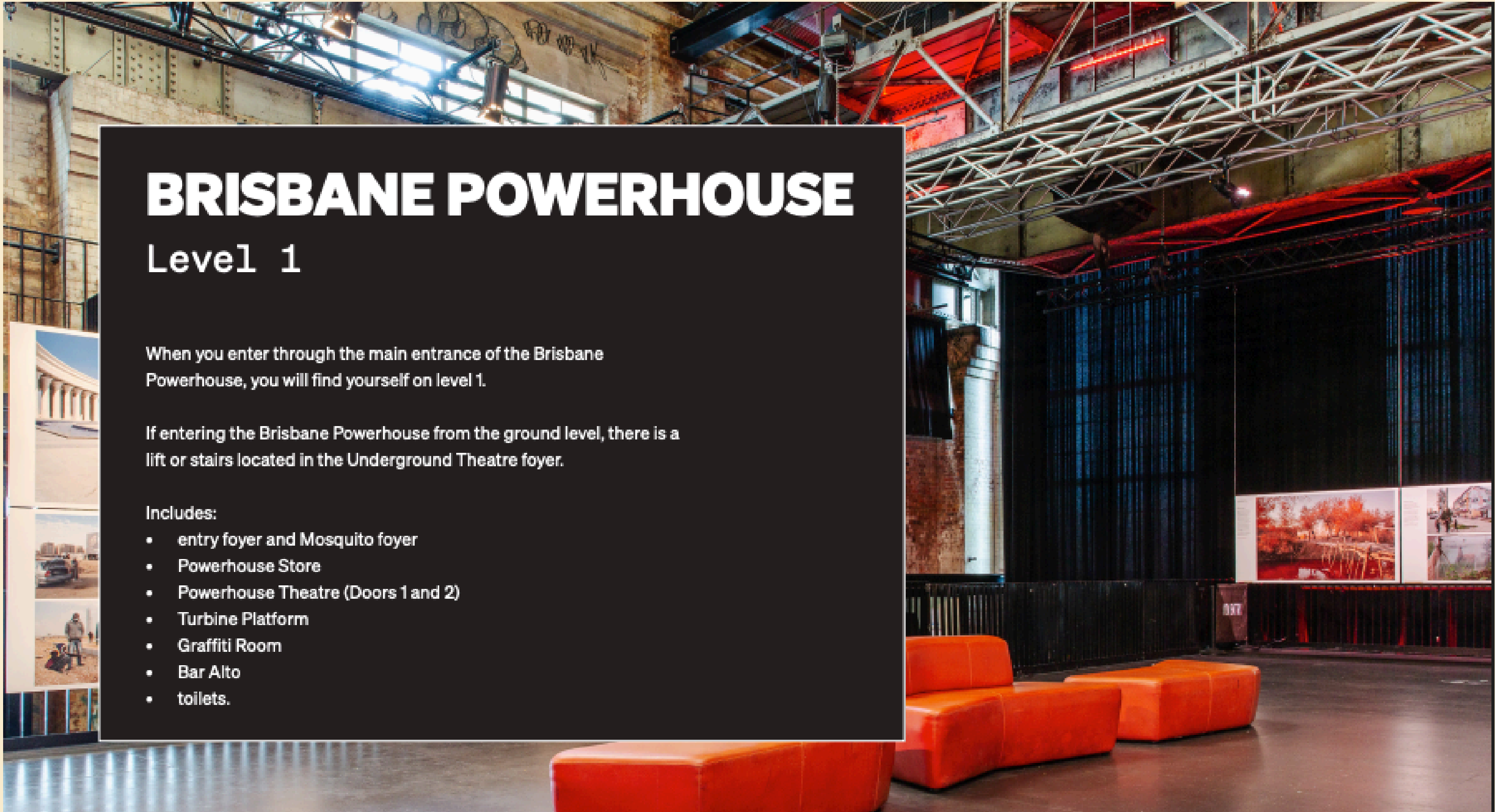
Level 1

When you enter through the main entrance of the Brisbane Powerhouse, you will find yourself on level 1.

If entering the Brisbane Powerhouse from the ground level, there is a lift or stairs located in the Underground Theatre foyer.

Includes:

- entry foyer and Mosquito foyer
- Powerhouse Store
- Powerhouse Theatre (Doors 1 and 2)
- Turbine Platform
- Graffiti Room
- Bar Alto
- toilets.



Accessibility Information

Venue Accessibility Information

General Information

- There are gender-neutral bathrooms. They are single-stall accessible, with sanitary bins.
- Assistance animals are welcome, and drinking water is available.
- Our building is climate controlled, between 18 – 22 degrees.

Access Information

- The door is wide enough for a wheelchair to fit.
- There is lift access from ground level.
- Access from ground level to level 1 also has stair access
- There is a hearing loop in both performance spaces – L2.1 & L2.2

Level 1 Bathrooms



Ground Level Bathrooms



I can get more information by visiting the Brisbane Powerhouse Access Guide on this QR code.



What to expect

- Everyone will do their best to make the event an inclusive and fun space
- This event is for all ages.
- There will be drinks including alcohol that you can purchase at the bar.
- There will staff from the Brisbane Powerhouse at the Welcome Desk and around the venue if you need anything.
- There will be staff from The A List Create Space Arts Initiative near their banner and around the venue to support you.
- The silent disco is in the main theatre and there are other activities around Level 1.
- You can move from one activity to another whenever you like.
- You can stay as long or as little as you like.

Brisbane Powerhouse Staff at welcome desk



The A List Create Space Staff and Banner



Sensory Information

- A DJ will be playing music in the main theatre.
- Parts of the theatre will be dark.
- Parts of the theatre will have moving coloured lights.
- There will be flashing lights
- It might get hot inside the theatre. You can leave whenever you like.
- There will be music playing in the “mosquito foyer’ near the bar.
- There will be low level music throughout the venue.
- There is a quiet room .
- It is OK to wear headphones / take breaks



Event Timeline

Arrival - from 2pm.

- Arrive at the venue, check in with staff
- There is a quiet room available if you need a break at any time.
- You can explore the venue and see all the activities

Silent Disco in Main Theatre (2:00 PM - 6:00 PM)

- Collect headphones when you enter the theatre.
- There will be two channels so you can listen to DJs or mixed pop playlist
- You can rest on lounges in the room.
- You can stay as long as you like.

Song Writing (2:30 PM - 4:30 PM)

- There will be musicians in the “Mosquito Foyer” writing songs.
- You can give them ideas for a song and they will make it.
- You could also write the song with them.

Collage and Connection (2:00 PM - 5:00 PM)

- You can use any of the arts supplies and make a collage.
- There will be instructions you can follow on the tables

Community Soundscape (2:00 PM - 5:00 PM)

- You can listen to a DJ create a beat track.
- You can record words and sentences that get included in the beat track.

Closing (7:00pm)

- The event officially ends, but feel free to leave whenever you're ready.
- Say goodbye to new friends or just quietly head out when you feel comfortable.

Main Theatre - Silent Disco



Mosquito Foyer - Song Writing



Turbine Platform - Collage + Connection



Brisbane Powerhouse, **Level 1**

There will be activities on this platform.

There is an accessible ramp and steps to the Turbine Platform.



Sensory Guide



Feel

Heating/Cooling
Shared personal space



Sounds

Applause
Music
Performance/Narrator
Sound effects



Sights

Special effects smoke
Varied lighting
Visual effects
Vivid entertainment



Smells

Food/Drink
Perfumes
Special effects smoke

What is expected


There are some rules I must follow. This is so that everyone can enjoy the event and stay safe.



I will wear my headphones if it is too loud.



I will take a break in the Quiet Room if I need.



To help with the noise, I can bring my headphones.

I can go outside to the River Deck or Amphitheatre area.

My support person can show me where the River Deck and Amphitheatre are.

Hidden Disabilities Sunflower Lanyard

The Sunflower is a globally recognised symbol for Hidden Disabilities

The lanyard is a way that people with Hidden Disabilities can indicate to staff that they may need extra support time and understanding.

It is OK if I don't have a lanyard, I can still get help if I need.

If I already have a Sunflower lanyard I can bring it with me.



The Quiet Room

I can use to Quiet Room if I need to take a break from the performance.

The Quiet Room has chairs, cushions, water and fidgets I can use.

This helps to keep me safe.



Map of Event

BRISBANE POWERHOUSE

LEVEL 1

New Farm Park Ring Road

- Pleasuredome
- Mosquito Foyer
- Heritage Display
- Powerhouse Store
- Lobby
- Powerhouse Theatre
- Dressing Room
- Graffiti Room
- River Deck
- Side Stage
- Loading Dock
- Storage
- Bar Alto
- Access Ramp
- Lift
- Theatre Seating





Leaving / how to give feedback

- When I am ready to leave I can go.
- I can give feedback by scanning this QR code



Survey link





**My
CareSpace**



**Thank you for visiting!
We hope to see you again
soon!**